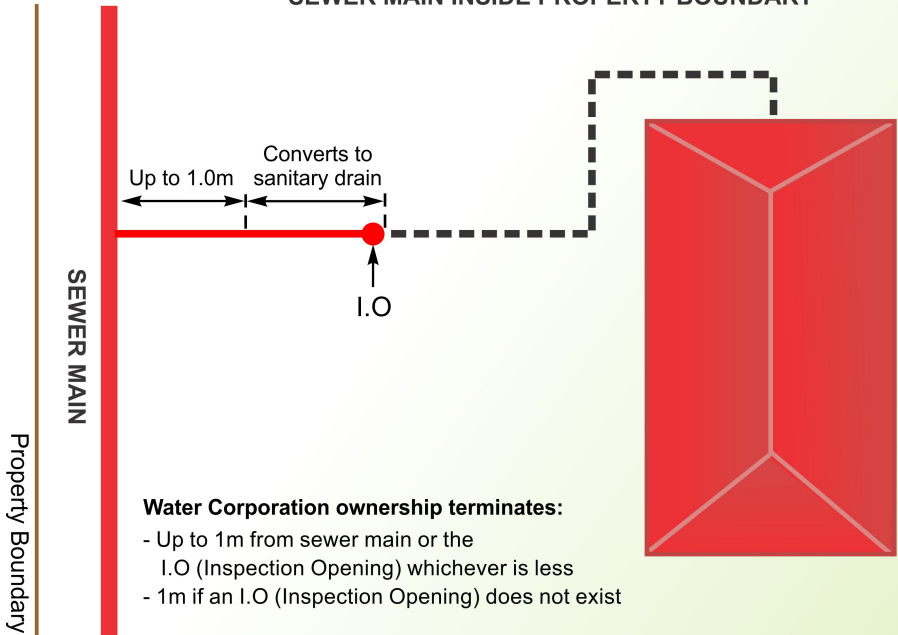


SEWER MAIN INSIDE PROPERTY BOUNDARY



Water Corporation ownership terminates:

- Up to 1m from sewer main or the I.O (Inspection Opening) whichever is less
- 1m if an I.O (Inspection Opening) does not exist

LEGEND

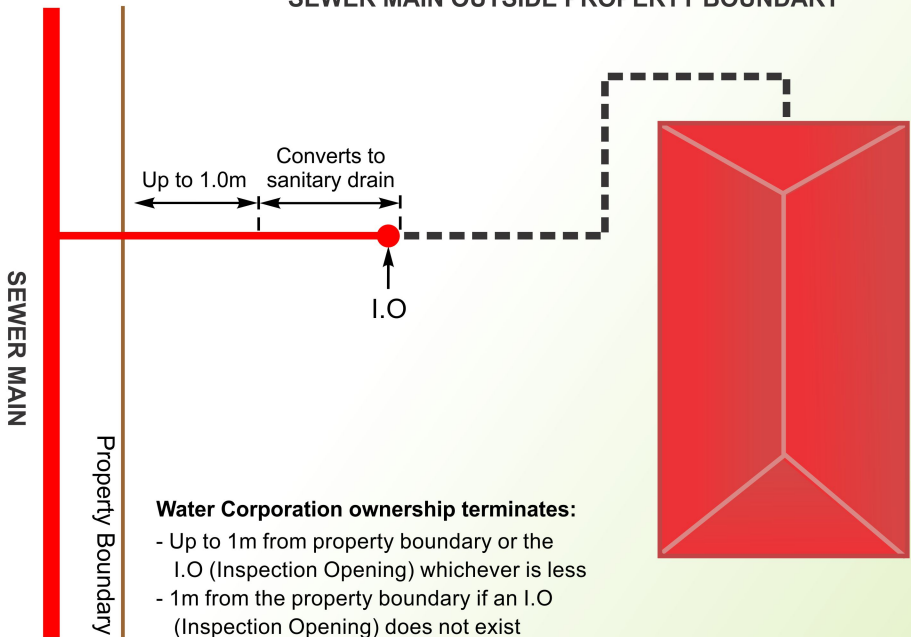
 Property Connection Branch (PCB)/
Sewer Main Water Corporation responsibility

 Sanitary Drain
Owner Responsibility

 Property
Boundary

NOTE: Build Over clearances are applicable; refer to Customer Guide for required clearances

SEWER MAIN OUTSIDE PROPERTY BOUNDARY



Water Corporation ownership terminates:

- Up to 1m from property boundary or the I.O (Inspection Opening) whichever is less
- 1m from the property boundary if an I.O (Inspection Opening) does not exist

LEGEND

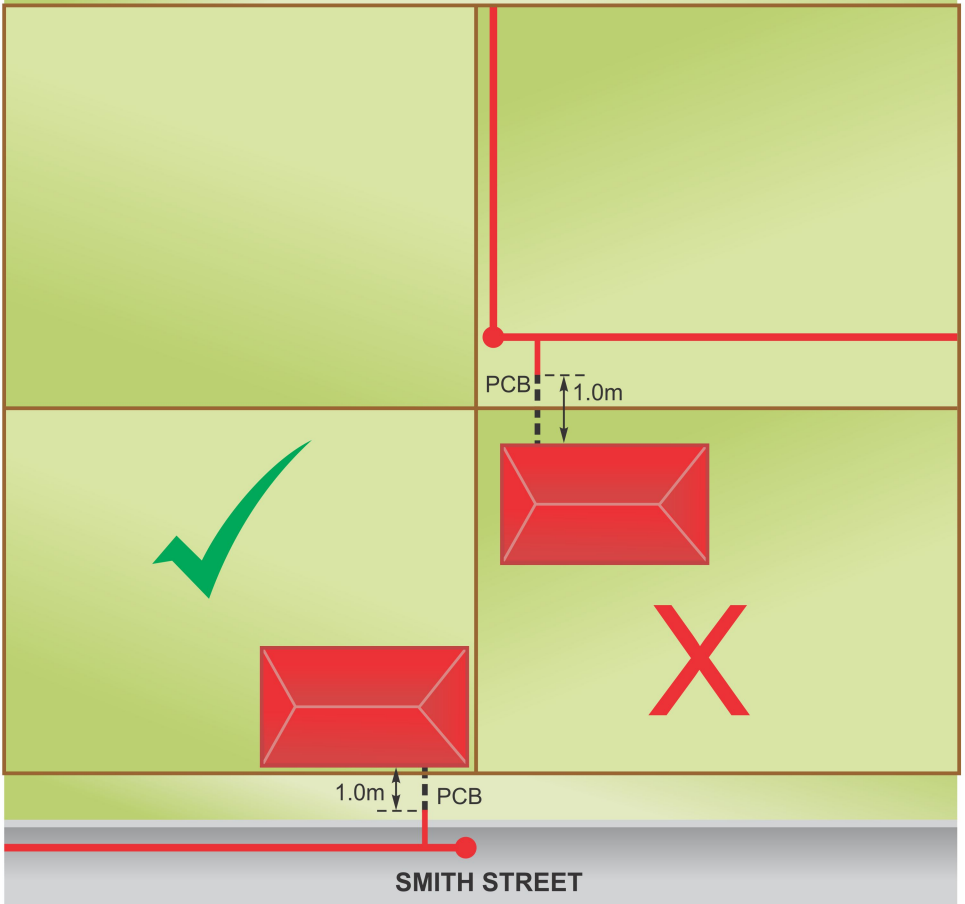
 Property Connection Branch (PCB)/
Sewer Main Water Corporation responsibility

 Sanitary Drain
Owner Responsibility

 Property
Boundary

NOTE: Build Over clearances are applicable; refer to Customer Guide for required clearances

BLACK STREET



Sewer Main within Government Land

Permission is required from the Water Corporation and relevant Government land owner

Sewer Main within Private Land

Sanitary drains must not encroach adjoining privately owned land

LEGEND

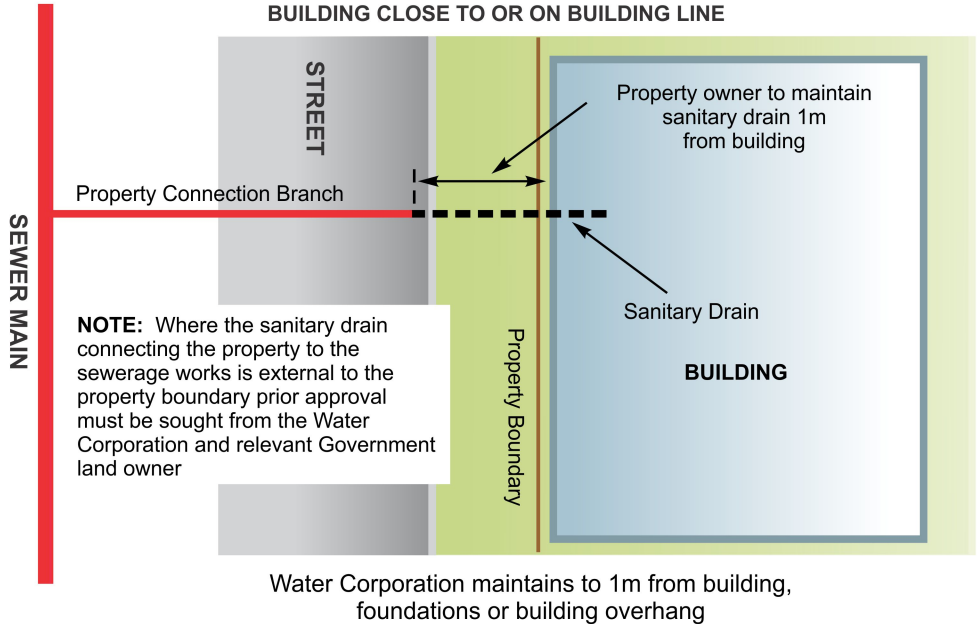
Property Connection Branch (PCB)/
Sewer Main Water Corporation responsibility

Sanitary Drain
Owner Responsibility

Property
Boundary

NOTE: Build Over clearances are applicable; refer to Customer Guide for required clearances

**SEWER MAIN OUTSIDE PROPERTY BOUNDARY
BUILDING CLOSE TO OR ON BUILDING LINE**



LEGEND

-  Property Connection Branch (PCB)/ Sewer Main Water Corporation responsibility
-  Sanitary Drain Owner Responsibility
-  Property Boundary

NOTE: Build Over clearances are applicable; refer to Customer Guide for required clearances